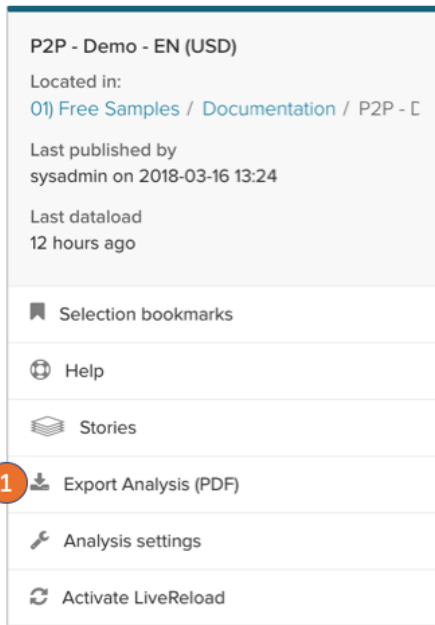


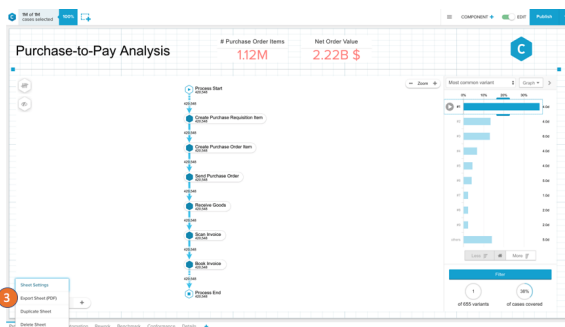
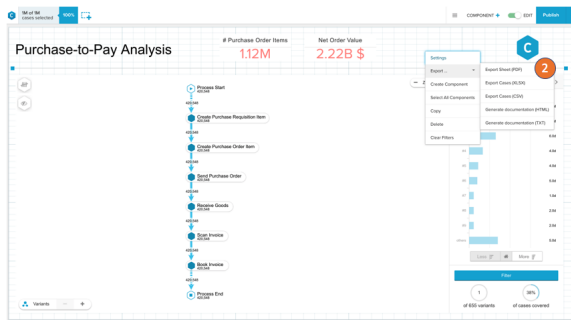
Exporting

PDF Export



You can export several parts of the analysis as a PDF.

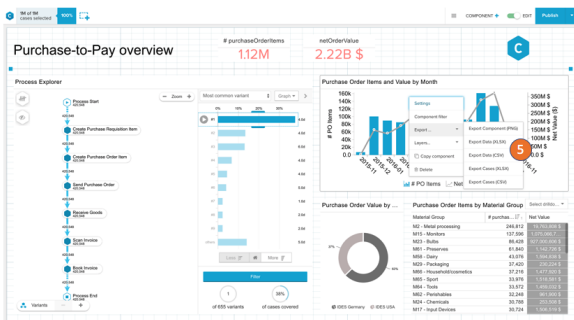
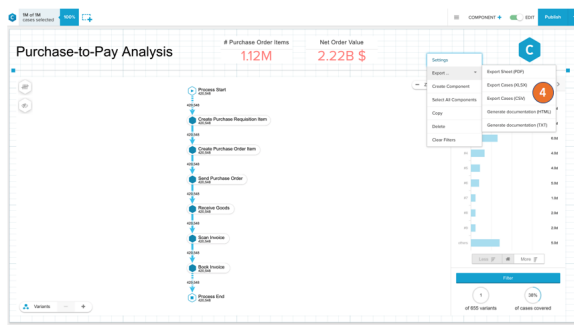
1. Export all sheets in one PDF.
2. Export a single sheet as PDF with the action on right click on the canvas or the sheet title.
3. Export a single component with the action on right click on the component.



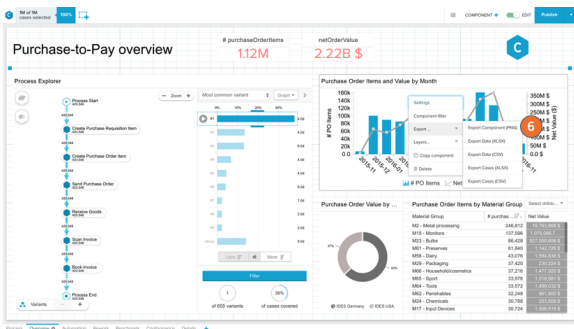
.CSV and .XLSX Export

To export cases or components as .csv or .xlsx file you have to activate it in the [analysis settings](#).

4. Case export: Will export the Case ID to all cases currently visible on the sheet or component.
5. Data export: Will export the data in the component as a table.

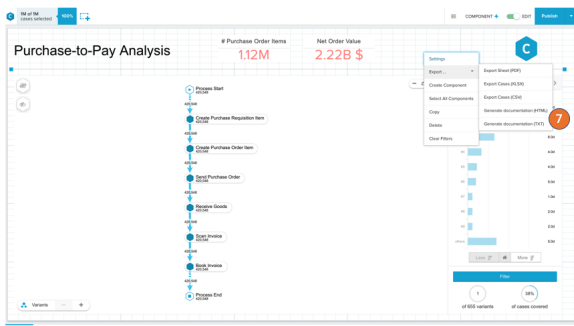


PNG Export



6. You can export single components as PNG.

Generate Documentation



You can generate a documentation file which will include all PQL statements and filters used currently in the analysis:

1. .HTML documentation
2. .TXT documentation