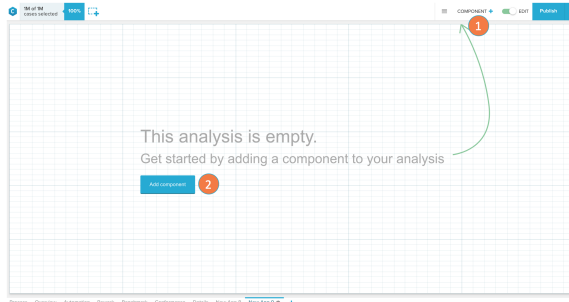


Create components

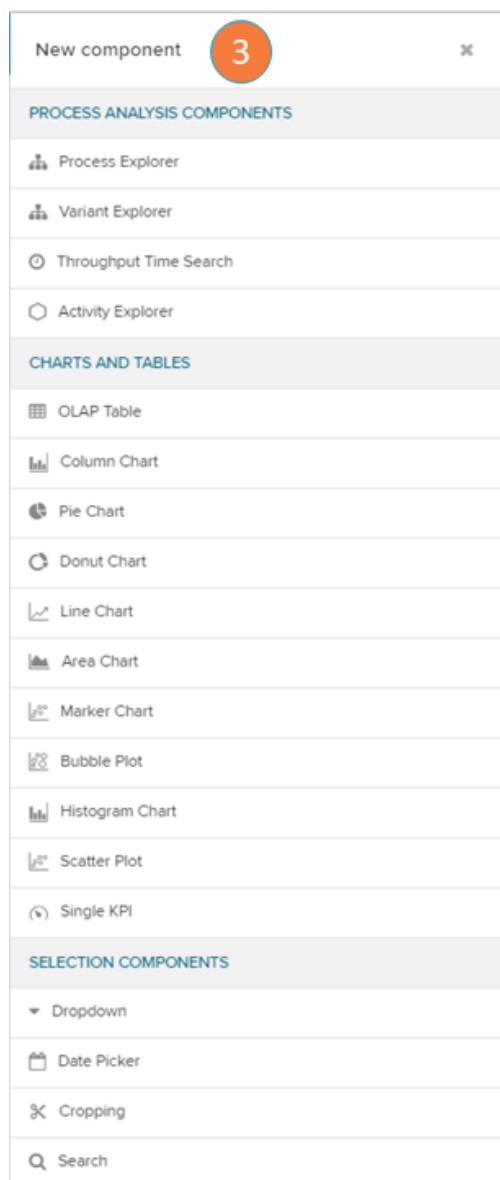
Components in Celonis Analyses allow you to visualize your process data.

New Component Section

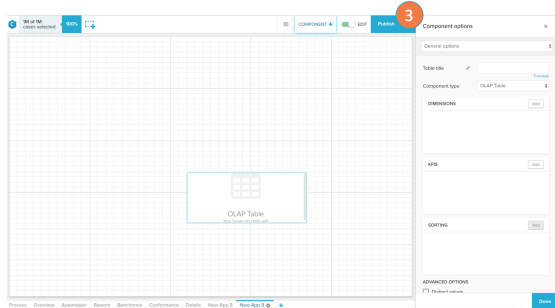
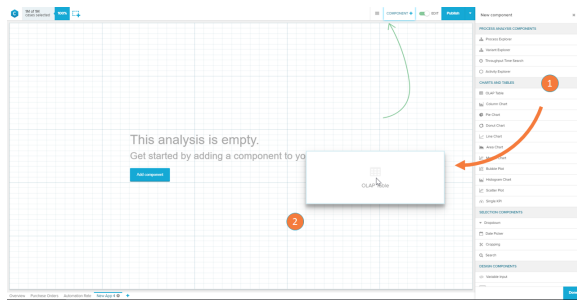


You have to be in [edit mode](#) to add new components. To create a new component from all possible options you can open the New Component Section with the:

1. Component+ button at the top right.
2. Or the 'Add component' button on empty sheets.
3. The new component section provides access to all analyses components for the Celonis analyses



Add component



To add a component to a Analysis Sheet you need to:

1. Click on one of the components in the New Component Section
2. then drag and drop it to the Canvas.
3. The component will be added to the sheet in its default setting and you can use the Component Settings to define which data is shown to you.