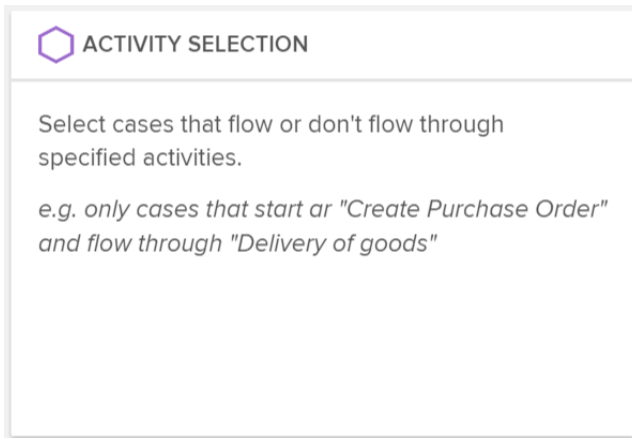
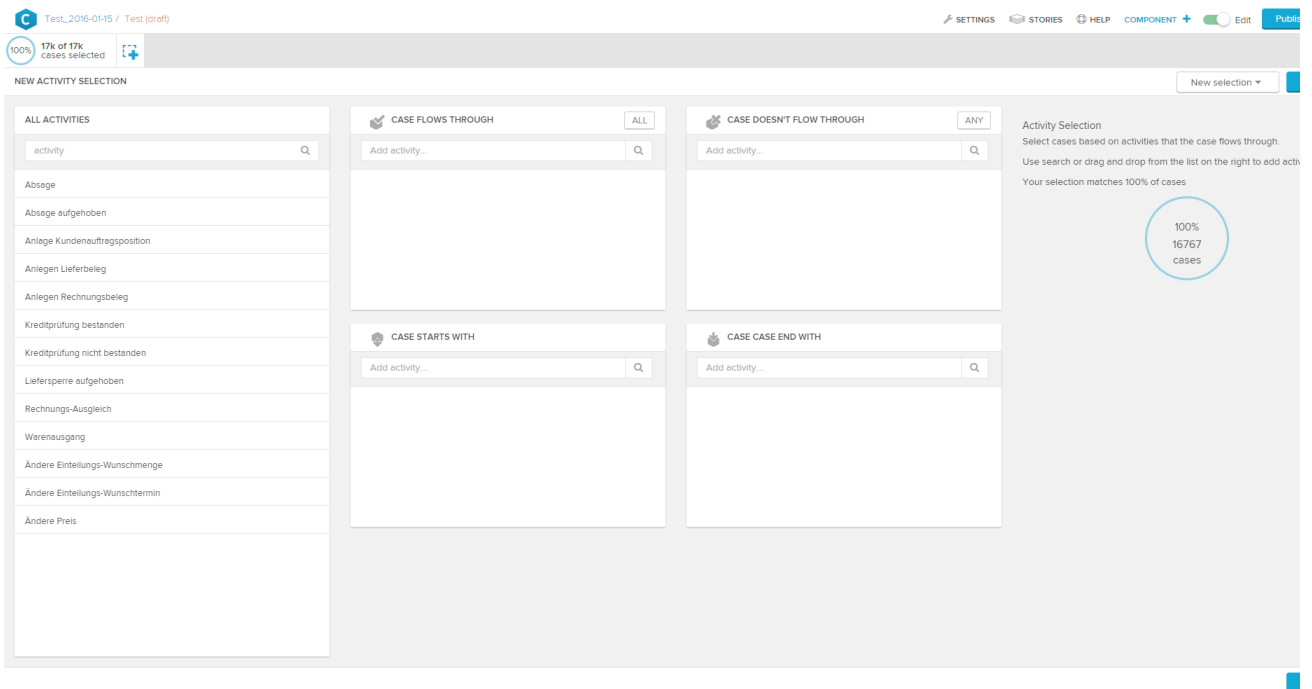


# Activity Selection

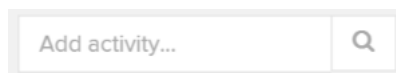


With the Activity selection, you can filter for cases, that pass, start/end in certain activities.



On the left side, you won't see the available tables any more, but all activities, that are included in these tables. You can drag & drop them in one of the 4 fields in the center.

To search for an activity, you can also use the search field




Alternatively you can also use the search field in all 4 sections.

## Case Flows Through

Add an activity here, if you wish to filter the cases that pass this activity on their process path.

### Case Doesn't Flow Through

Add activities that you wish to "exclude". All cases that do not pass this activity will be filtered .

 CASE FLOWS THROUGH

ALL

Q

Invoice Receipt


✕

Goods Receipt Reversal

✕

### Case Starts With

Filter for cases which start in the activities that are selected here.


 CASE DOESN'T FLOW ...

ANY

Q

### Case Ends With

Filter for cases that end in the activities selected here.

 CASE STARTS WITH

Q

PO Position created

✕



CASE CASE END WITH

Add activity...



Position deleted

