

# VE: Activity grouping

You can group activities to be displayed as a single activity.

Activity grouping ▾

GROUPS

Search

New group

You haven't grouped any activities. Activity grouping is a handy way of simplifying the process map by grouping related activities together.

Done

Let's assume, we want to group the activities "Print and Send Purchase Order (Paper)", "Send Purchase Order (eOrder)", "Send Purchase Order (eMail)" and "Send Purchase Order Update".

Click on 

New group

. The following window will open:

New group

Title
Send Purchase Order

Search by activity name

☒ Print and Send Purchase Order (Paper)
☒ Send Purchase Order (eMail)
☒ Send Purchase Order (eOrder)
☒ Send Purchase Order Update
☐ Delete Purchase Requisition Item
☐ Cancel Invoice Receipt
☐ Change Currency
☐ Change PR Approval
☐ Change Vendor
☐ Create Purchase Order Item
☐ Create Purchase Requisition Item
☐ Delete Purchase Order Item
☐ Change Price
☐ Dun Order Confirmation
☐ Cancel Goods Receipt
☐ Reactivate Purchase Order Item

Cancel Done

Select all activities, and (optionally) name your group. The name will be displayed in the Selection Bar and in the process map.



#### Search Field

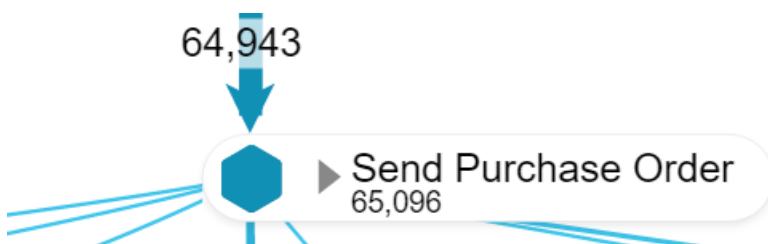
Use the Search Field to search for any activity.

Done


Confirm your selection with

The new group will now combine all incoming cases in the process map, as well in the variant browser.

This might increase the frequency of the displayed variants, as this cumulates different activities.




#### Recognize a group

You can recognize a group by the small  icon next to the group name.

With "**Expand Group**" you will temporarily dissolve the group. All included activities will show up in the Process Map again, with a small ▼ icon attached. Right-click on any of these activities and choose "**Collapse Group**" to resolve the group.

These options are even available for viewers of your analysis (with no edit-rights).

To edit your group, choose your group from the Activity grouping settings.

In the known window, you can now remove or add activities, or remove the group with the  button.

Title

Send Purchase Order

Search by activity name

☒ Send Purchase Order (eOrder)

☒ Send Purchase Order Update

☒ Print and Send Purchase Order (Paper)

☒ Send Purchase Order (eMail)

☐ Block Purchase Order Item

☐ Cancel Invoice Receipt

☐ Change Currency

☐ Change PR Approval

☐ Create Purchase Order Item

☐ Create Purchase Requisition Item

☐ Delete Purchase Order Item

Remove Group

Done