

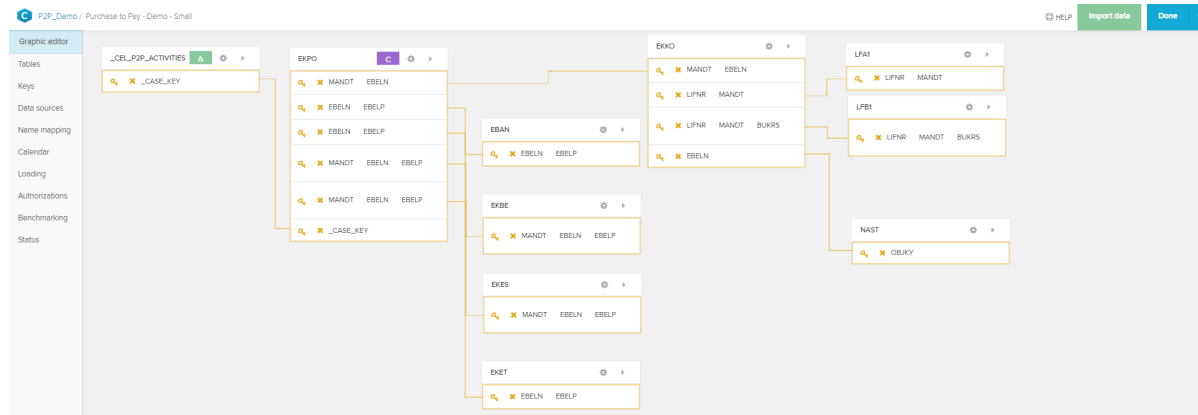
# DM: Graphic Editor

The Graphic Editor is the base for any operations that are performed with the data in your data model.

It gives you a graphical map of all tables with their [foreign-key relations](#), which link the single tables of a data model together.

You can move the tables with Drag & Drop (their relations won't be affected).

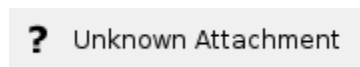
To use the tables for an analysis in CPM 4, you need to define relations by using primary - and foreign keys.



As an example, we displayed the relations between the activity table and the case table.


As you can see in the following screenshot, they are placed next to each other for now.


To search for a key column, use the **search field**.



One table will have a **A** icon, and another table will show the **C** icon.

These icons indicate the **activity table** and the **case table**.

You can furthermore use the  icon to access the [table's settings](#) and configure it's columns.

Expand/collapse the table with  to see all available columns and to graphically assign foreign keys.

