

Manage Analysis

In SAP Process Mining by Celonis 4.2, process analysis are structured in projects, each of them can contain an endless number of Analysis Documents.

You should be familiar with the [Basic Structure](#) of the SAP Process Mining by Celonis 4.2 software.

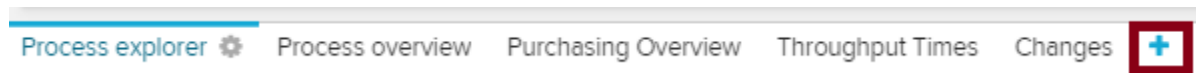
Furthermore, we recommend to read the [Analysis Document](#) chapter, in order to understand the navigation.




We already know, that every analysis document is made of (at least one) analysis sheets, which can be accessed through the Tab - Bar (see [Analysis Document](#)).

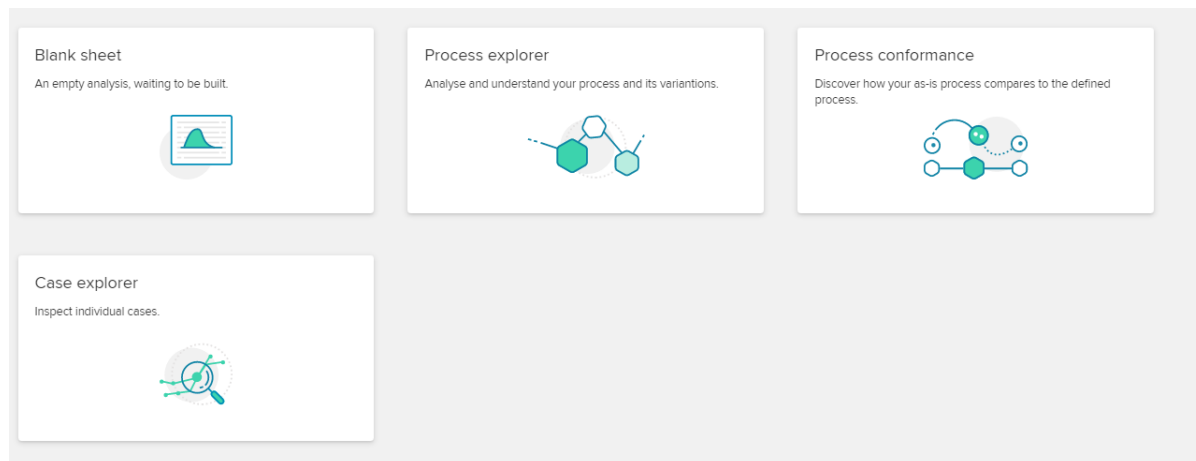
Create a new sheet

With Edit-Rights, your Tab-Bar will be extended by a blue "New-Sheet" icon:



Click on  to create a new Analysis Sheet.

You can now choose between the following sheet templates:



A blank sheet provides an empty analysis sheet, without any components.

You can build your desired analysis from scratch, with all available [components](#).
This will create a sheet containing a [Process Explorer](#).

Please note however, that no further components can be added to this sheet.
This will create a sheet containing a [Case Explorer](#).

Please note, that no further components can be added to this sheet.
This will create a sheet containing a [PI Conformance](#) template.

Please note, that no further components can be added to this sheet.